

# What DYDAS platform offer?

---

DYDAS supports project creation including:

- data,
- algorithms,
- views.

Each project created can contains 3 sub entities:

- Datasets(data containers)
- Model(scripts containers)
- Dashboards (view containers)

DYDAS intends to contribute to the European data infrastructure by improving the sharing and re-use of public and private data.

---

This publication reflects the views only of the author, and the Commission cannot be held responsible for any use which may be made of the information contained therein.

# Target groups

---

A collaborative platform to offer data, algorithms, processing and analysis services to a large number of users from different public and private user communities.

DYDAS platform refer to the operational platform and available to the main users, i.e. the main 4 different user communities:


- Industry
- Research
- Public Sector
- Citizens

Project duration: 01/10/2019 - 31/01/2023\*

---

More information at: [info@dydas.eu](mailto:info@dydas.eu)

\*The platform will remain active even after the conclusion of the project



D Y D A S

DYnamic Data Analytics Services



DYDAS Platform  
free access



D Y D A S  
DYnamic Data Analytics Services



# DYDAS Use cases



The data analysis capabilities of the DYDAS platform were tested through the integration and operation of three use cases.


Discover more on DYDAS channels:




More information at  
[info@dydas.eu](mailto:info@dydas.eu)

# Launch Your Project

1. Place the mouse in the project icon



2. Click on the projects section



3. Click on the workspace section



4. Click on the create project button



# Portal Access



5. Fill the form and click on "create"

6. A request is then sent to create the project. You will receive a notification that the project has been created like the one shown

